

**OFFENDERS IN NEW JERSEY CORRECTIONAL INSTITUTIONS  
ON JANUARY 2, 2019, BY TOTAL TERM AT ADMISSION**

Total term at admission is the total maximum term imposed for each offender at the time of commitment from the community or from parole. This includes the aggregate term for those admitted with multiple sentences. Additional sentences received following initial admission are not reflected or included in the data.

**OFFENDERS IN NEW JERSEY CORRECTIONAL INSTITUTIONS BY TOTAL TERM AT ADMISSION**

Total Term	Total		Male Offenders in Other Facilities		Youth Complex		ADTC		Edna Mahan		Halfway Houses, County Jails, Reentry, St. Francis	
	#	%	#	%	#	%	#	%	#	%	#	%
TOTAL OFFENDERS	19,212	100%	12,819	100%	2,478	100%	469	100%	609	100%	2,837	100%
1-2 Years	893	5%	700	5%	90	4%	3	1%	31	5%	69	2%
3 Years	2,006	10%	1,147	9%	355	14%	12	3%	114	19%	378	13%
4 Years	1,476	8%	819	6%	250	10%	22	5%	42	7%	343	12%
5 Years	3,701	19%	1,930	15%	733	30%	50	11%	112	18%	876	31%
6 Years	909	5%	503	4%	147	6%	30	6%	20	3%	209	7%
7 Years	1,152	6%	666	5%	224	9%	42	9%	30	5%	190	7%
8-9 Years	1,221	6%	733	6%	185	7%	58	12%	36	6%	209	7%
10 Years	1,199	6%	767	6%	169	7%	58	12%	29	5%	176	6%
11-14 Years	1,110	6%	762	6%	130	5%	53	11%	36	6%	129	5%
15 Years	576	3%	413	3%	54	2%	38	8%	16	3%	55	2%
16-20 Years	1,177	6%	950	7%	71	3%	52	11%	37	6%	67	2%
21+ Years	2,304	12%	2,089	16%	43	2%	48	10%	71	12%	53	2%
Life With Parole	1,083	6%	1,055	8%	0	0%	3	1%	22	4%	3	0%
Life Without Parole	86	0%	86	1%	0	0%	0	0%	0	0%	0	0%
Not Coded	319	2%	199	2%	27	1%	0	0%	13	2%	80	3%

Among New Jersey Adult Correctional Offenders:

- The median term for adult offenders is 6 years.
- Forty-two percent (42%) are serving terms of 1-5 years.
- Seventeen percent (17%) are serving terms of 6-9 years.
- Thirty-nine percent (39%) are serving terms of 10 years or more, which includes 1,083 offenders serving life and 86 serving life without parole sentences.
- Two percent (2%) were not coded.

### Prison Complex Offenders By Total Term At Admission

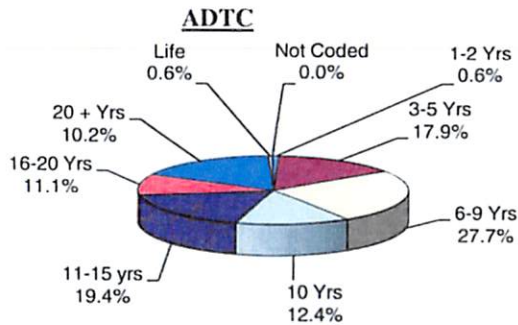
Institution	Total	1-2 Years	3 Years	4 Years	5 Years	6 Years	7 Years	8-9 Years	10 Years	11-14 Years	15 Years	16-20 Years	20+ Years	Life With Parole	Life Without Parole	Not Coded
Bayside Main	994 100%	45 5%	103 10%	81 8%	223 22%	49 5%	72 7%	94 9%	84 8%	77 8%	27 3%	59 6%	53 5%	17 2%	0 0%	10 1%
Bayside Farm	438 100%	42 10%	59 13%	47 11%	80 18%	17 4%	17 4%	29 7%	31 7%	33 8%	15 3%	29 7%	18 4%	0 0%	0 0%	21 5%
<b>Bayside Total</b>	<b>1,432</b> 100%	<b>87</b> 6%	<b>162</b> 11%	<b>128</b> 9%	<b>303</b> 21%	<b>66</b> 5%	<b>89</b> 6%	<b>123</b> 9%	<b>115</b> 8%	<b>110</b> 8%	<b>42</b> 3%	<b>88</b> 6%	<b>71</b> 5%	<b>17</b> 1%	<b>0</b> 0%	<b>31</b> 2%
CRAF Jones Farm	98 100%	12 12%	38 39%	24 24%	12 12%	2 2%	2 2%	1 1%	1 1%	0 0%	0 0%	0 0%	0 0%	0 0%	0 0%	6 6%
CRAF Reception	467 100%	135 29%	64 14%	45 10%	85 18%	24 5%	22 5%	17 4%	7 1%	7 1%	4 1%	6 1%	5 1%	1 0%	0 0%	45 10%
<b>CRAF Total</b>	<b>565</b> 100%	<b>147</b> 26%	<b>102</b> 18%	<b>69</b> 12%	<b>97</b> 17%	<b>26</b> 5%	<b>24</b> 4%	<b>18</b> 3%	<b>8</b> 1%	<b>7</b> 1%	<b>4</b> 1%	<b>6</b> 1%	<b>5</b> 1%	<b>1</b> 0%	<b>0</b> 0%	<b>51</b> 9%
East Jersey Main	1,179 100%	2 0%	7 1%	5 0%	10 1%	5 0%	9 1%	14 1%	24 2%	58 5%	61 5%	160 14%	603 51%	218 18%	3 0%	0 0%
East Jersey Camp	48 100%	0 0%	8 17%	3 6%	3 6%	2 4%	3 6%	3 6%	5 10%	9 19%	3 6%	4 8%	5 10%	0 0%	0 0%	0 0%
<b>East Jersey Total</b>	<b>1,227</b> 100%	<b>2</b> 0%	<b>15</b> 1%	<b>8</b> 1%	<b>13</b> 1%	<b>7</b> 1%	<b>12</b> 1%	<b>17</b> 1%	<b>29</b> 2%	<b>67</b> 5%	<b>64</b> 5%	<b>164</b> 13%	<b>608</b> 50%	<b>218</b> 18%	<b>3</b> 0%	<b>0</b> 0%

### Prison Complex Offenders By Total Term At Admission

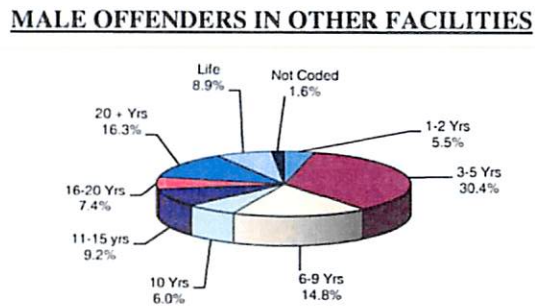
Institution	Total	1-2 Years	3 Years	4 Years	5 Years	6 Years	7 Years	8-9 Years	10 Years	11-14 Years	15 Years	16-20 Years	20+ Years	Life With Parole	Life Without Parole	Not Coded
Midstate	629 100%	23 4%	82 13%	45 7%	135 21%	44 7%	54 9%	68 11%	54 9%	35 6%	21 3%	32 5%	23 4%	7 1%	0 0%	6 1%
NJ State Prison	1,521 100%	14 1%	38 2%	25 2%	66 4%	18 1%	18 1%	17 1%	28 2%	31 2%	20 1%	44 3%	620 41%	485 32%	82 5%	15 1%
Northern Main	1,956 100%	81 4%	151 8%	118 6%	259 13%	67 3%	94 5%	112 6%	139 7%	161 8%	86 4%	238 12%	284 15%	154 8%	0 0%	12 1%
Northern Ad Seg Male	465 100%	39 8%	49 11%	38 8%	119 26%	21 5%	35 8%	29 6%	33 7%	27 6%	10 2%	19 4%	34 7%	7 2%	0 0%	5 1%
Northern Total	2,421 100%	120 5%	200 8%	156 6%	378 16%	88 4%	129 5%	141 6%	172 7%	188 8%	96 4%	257 11%	318 13%	161 7%	0 0%	17 1%
Southern	1,693 100%	139 8%	280 17%	220 13%	478 28%	120 7%	126 7%	106 6%	83 5%	38 2%	11 1%	21 1%	18 1%	3 0%	0 0%	50 3%
South Woods	3,331 100%	168 5%	268 8%	168 5%	460 14%	134 4%	214 6%	243 7%	278 8%	286 9%	155 5%	338 10%	426 13%	163 5%	1 0%	29 1%
<b>Subtotal Male Offenders In Other Facilities</b>	<b>12,819 100%</b>	<b>700 5%</b>	<b>1,147 9%</b>	<b>819 6%</b>	<b>1,930 15%</b>	<b>503 4%</b>	<b>666 5%</b>	<b>733 6%</b>	<b>767 6%</b>	<b>762 6%</b>	<b>413 3%</b>	<b>950 7%</b>	<b>2,089 16%</b>	<b>1,055 8%</b>	<b>86 1%</b>	<b>199 2%</b>

## Prison Complex Offenders By Total Term At Admission

Institution	Total	1-2 Years	3 Years	4 Years	5 Years	6 Years	7 Years	8-9 Years	10 Years	11-14 Years	15 Years	16-20 Years	20+ Years	Life With Parole	Life Without Parole	Not Coded
ADTC	469	3	12	22	50	30	42	58	58	53	38	52	48	3	0	0
	100%	1%	3%	5%	11%	6%	9%	12%	12%	11%	8%	11%	10%	1%	0%	0%
<b>SUBTOTAL</b>	<b>13,288</b>	<b>703</b>	<b>1,159</b>	<b>841</b>	<b>1,980</b>	<b>533</b>	<b>708</b>	<b>791</b>	<b>825</b>	<b>815</b>	<b>451</b>	<b>1,002</b>	<b>2,137</b>	<b>1,058</b>	<b>86</b>	<b>199</b>
	100%	5%	9%	6%	15%	4%	5%	6%	6%	6%	3%	8%	16%	8%	1%	1%
Mahan - Female Prison	609	31	114	42	112	20	30	36	29	36	16	37	71	22	0	13
	100%	5%	19%	7%	18%	3%	5%	6%	5%	6%	3%	6%	12%	4%	0%	2%
<b>Total Prison Complex</b>	<b>13,897</b>	<b>734</b>	<b>1,273</b>	<b>883</b>	<b>2,092</b>	<b>553</b>	<b>738</b>	<b>827</b>	<b>854</b>	<b>851</b>	<b>467</b>	<b>1,039</b>	<b>2,208</b>	<b>1,080</b>	<b>86</b>	<b>212</b>
	100%	5%	9%	6%	15%	4%	5%	6%	6%	6%	3%	7%	16%	8%	1%	2%




The median term at ADTC is 10 years.



The median term for Male Offenders in Other Facilities is 7 years.

Thirty-two percent (32.6%) of all Male Offenders in Other Facilities are serving sentences of 16 years or more.

Eighty-one percent (81%) of all offenders at New Jersey State Prison are serving sentences of 16 years or more, with 485 Life With Parole and 82 Life Without Parole.



The median term at Edna Mahan is 5 years.

Forty-nine percent (49.1%) of the female offenders at Edna Mahan Correctional Facility for Women are serving sentences of 5 years or less.

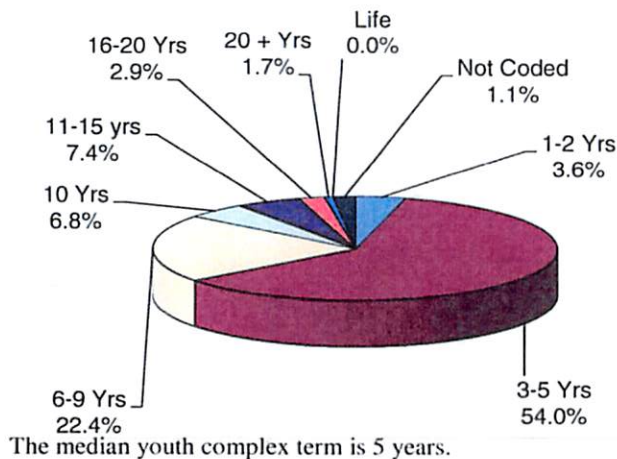
### Youth Complex Offenders By Total Term At Admission

Institution	Total	1-2 Years	3 Years	4 Years	5 Years	6 Years	7 Years	8-9 Years	10 Years	11-14 Years	15 Years	16-20 Years	20+ Years	Life With Parole	Life Without Parole	Not Coded
Garden State	1,219 100%	29 2%	141 12%	101 8%	346 28%	72 6%	117 10%	98 8%	101 8%	87 7%	36 3%	52 4%	31 3%	0 0%	0 0%	8 1%
Mountainview	627 100%	36 6%	136 22%	88 14%	207 33%	34 5%	51 8%	32 5%	20 3%	7 1%	1 0%	0 0%	0 0%	0 0%	0 0%	15 2%
Wagner Main	298 100%	6 2%	37 12%	28 9%	79 27%	25 8%	20 7%	24 8%	29 10%	20 7%	10 3%	13 4%	6 2%	0 0%	0 0%	1 0%
Wagner Ad Seg	263 100%	17 6%	29 11%	29 11%	79 30%	13 5%	30 11%	25 10%	13 5%	12 5%	4 2%	4 2%	6 2%	0 0%	0 0%	2 1%
Wagner Minimum Units	71 100%	2 3%	12 17%	4 6%	22 31%	3 4%	6 8%	6 8%	6 8%	4 6%	3 4%	2 3%	0 0%	0 0%	0 0%	1 1%
Wagner Total	632 100%	25 4%	78 12%	61 10%	180 28%	41 6%	56 9%	55 9%	48 8%	36 6%	17 3%	19 3%	12 2%	0 0%	0 0%	4 1%
<b>Total Youth Complex</b>	<b>2,478 100%</b>	<b>90 4%</b>	<b>355 14%</b>	<b>250 10%</b>	<b>733 30%</b>	<b>147 6%</b>	<b>224 9%</b>	<b>185 7%</b>	<b>169 7%</b>	<b>130 5%</b>	<b>54 2%</b>	<b>71 3%</b>	<b>43 2%</b>	<b>0 0%</b>	<b>0 0%</b>	<b>27 1%</b>

## Offenders In Halfway Houses, County Jails, Reentry, and St. Francis By Total Term At Admission

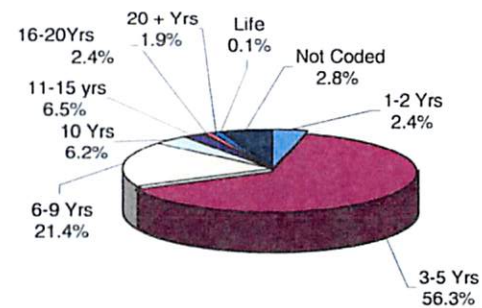
Institution	Total	1-2 Years	3 Years	4 Years	5 Years	6 Years	7 Years	8-9 Years	10 Years	11-14 Years	15 Years	16-20 Years	20+ Years	Life	Capital	Not Coded
Central Medical Unit	5	0	0	0	0	0	0	0	0	0	2	0	0	3	0	0
	100%	0%	0%	0%	0%	0%	0%	0%	0%	0%	40%	0%	0%	60%	0%	0%
County Jail	92	7	5	1	3	1	0	1	0	0	0	0	1	0	0	73
	100%	8%	5%	1%	3%	1%	0%	1%	0%	0%	0%	0%	1%	0%	0%	79%
Reentry	117	4	18	18	29	8	13	8	4	5	2	4	4	0	0	0
	100%	3%	15%	15%	25%	7%	11%	7%	3%	4%	2%	3%	3%	0%	0%	0%
Halfway House	2,623	58	355	324	844	200	177	200	172	124	51	63	48	0	0	7
	100%	2%	14%	12%	32%	8%	7%	8%	7%	5%	2%	2%	2%	0%	0%	0%
<b>Total Halfway Houses, County Jails, Reentry, St. Francis</b>	<b>2,837</b>	<b>69</b>	<b>378</b>	<b>343</b>	<b>876</b>	<b>209</b>	<b>190</b>	<b>209</b>	<b>176</b>	<b>129</b>	<b>55</b>	<b>67</b>	<b>53</b>	<b>3</b>	<b>0</b>	<b>80</b>
	100%	2%	13%	12%	31%	7%	7%	7%	6%	5%	2%	2%	2%	0%	0%	3%

### YOUTH COMPLEX



No youth complex offenders are currently serving life sentences.

### HALFWAY HOUSES, COUNTY JAILS, REENTRY, ST. FRANCIS



The median term for offenders housed in Halfway Houses, County Jails, Reentry, and St. Francis is 5 years.

Fifty-eight percent (58.7%) of offenders housed in Halfway Houses, County Jails, Reentry, and St. Francis are serving terms of 5 years or less.